

Desk



Desk
152

Axel

1 | 67312/31/10

7W INCL.

1x GU10 | max. 7W | 230V |

| 1334 | 166 | 223

MET SYN



Aaron

1 | 66460/31/10

2 | 66460/87/10

1x E27 | max. 60W | 230V |

| 1372 | ↔ 155 | ↗ 205 |

MET SYN

Lewis

3 | 66614/30/10

4 | 66614/87/10

PHILIPS 11W INCL.

1x G23 | max. 11W | 230V |

| 1459 | ↔ 200 | ↗ 595 |

MET SYN

Axel

5 | 67312/30/10

7W INCL.

1x GU10 | max. 7W | 230V |

| 1334 | ↔ 166 | ↗ 223 |

MET SYN



Steve

1 | 66221/17/10

PHILIPS 40W INCL.

1x G9 | max. 40W | 230V | ☐

| 1441 | ↔ 140 | ↗ 336 |



Oliver

2 | 67113/30/10

3 | 67113/87/10

PHILIPS 40W INCL.

1x G9 | max. 40W | 230V | ☐

| 1710 | ↔ 200 | ↗ 470 |



Martin

4 | 67201/11/10

1x E14 | max. 40W | 230V | ☐

| 1370 | ↔ 145 | ↗ 170 |





Martin

1 | 67201/17/10





1x E14 | max. 40W | 230V | ☐

Y | | 370 | ↔ 145 | ↗ 170 |














Leo

	1 66210/48/10
	PHILIPS 60W INCL. 1x G9 max. 75W 230V 
	1 800 ↔ 175 ↗ 800
	

Yannick

	2 66222/17/10
	PHILIPS 40W INCL. 1x G9 max. 40W 230V 
	1 447 ↔ 140 ↗ 329
	

Benjamin

	3 66434/17/10
	1x E14 max. 40W 230V 
	1 520 ↔ 145 ↗ 345
	



Sullivan

■	1 66227/17/10
💡	PHILIPS 60W INCL.
	1x G9 max. 60W 230V ☐
↗	1 435 ↔ 178 ↘ 490
MET	🍷

Sullivan


■	2 66228/17/10
💡	PHILIPS 60W INCL.
	1x G9 max. 60W 230V ☐
↗	1 260 ↔ 112 ↘ 340
MET	🍷

Winston

■	3 67010/17/10
💡	50W INCL.
	1x GY6,35 max. 50W 230V-12V ☐
↗	1 555 ↔ 200 ↘ 445
MET	🍷

Winston

■	4 67750/17/10
💡	50W INCL.
	1x GY6,35 max. 50W 230V-12V ☐
↗	1 1430 ↔ 260 ↘ 600
MET	🍷



Carlton

1 | 900/21/30

2 | 900/21/87

50W INCL.

1x GY 6,35 | max. 50W | 230V 12V | □

| 1360 | ↔ 230 | ↗ 695 |

MET SYN

Carlton

3 | 1200/21/30

4 | 1200/21/87


50W INCL.

1x GY 6,35 | max. 50W | 230V 12V | □

| 510 | ↔ 160 | ↗ 270 |

MET SYN






Save energy 








| Desk

159

Manuel









	1 67306/87/10
	11W INCL. 1x G23 max. 11W 230V 
	1 550 ↔ 210 ↗ 330
	

Patrick

	2 67307/47/10
	11W INCL. 1x G23 max. 11W 230V 
	1 515 ↔ 175 ↗ 665
	



Timo


	1 66615/20/10
	2 66615/30/10
	3 66615/32/10
	4 66615/46/10
1x E14 max. 12W 230V 	
 1405 ← 225 ↗ 260	
 	




Save energy 




Cooper




 1 | 66616/28/10

 2 | 66616/30/10

 3 | 66616/87/10

 **PHILIPS 8W INCL.**

1x E14 | max. 8W | 230V | 

 | 1372 |  138 |  309 |




Ewan

 1 | 67200/35/10

 2 | 67200/53/10

 3 | 67200/93/10

1x E14 | max. 40W | 230V | 

 | 1350 | ← 160 | ↗ 360 |



Warren

1 | 66230/33/10

2 | 66230/35/10

3 | 66230/53/10

PHILIPS 60W INCL.
1x G9 | max. 60W | 230V |

| 1 476 | ← 184 | ↗ 405 |

MET SYN

Benny

4 | 66236/34/10

5 | 66236/35/10

6 | 66236/87/10


PHILIPS 60W INCL.
1x G9 | max. 60W | 230V |


| 1 296 | ← 120 | ↗ 229 |


MET SYN




Phil

 1 | 67107/33/10

 2 | 67107/35/10

 3 | 67107/53/10






 **PHILIPS 40W INCL.**
1x G9 | max. 40W | 230V | 

 | 1385 | ← 140 | ↗ 275 |






 








Ringo


	1 12923/01/32
	2 12923/01/35
1x E14 max. 40W 230V 	
1 335 ↔ 110 ↗ 155	
 	

Ringo

	3 12923/01/53
	4 12923/01/87
1x E14 max. 40W 230V 	
1 335 ↔ 110 ↗ 155	
 	

Benjamin

	5 66434/87/10
	6 66434/91/10
1x E14 max. 40W 230V 	
1 520 ↔ 145 ↗ 345	
 	



Samuel

1 | 67002/91/10

35W INCL.
1x GY6,35 | max. 35W | 230V 12V | □

| 1475 | ↔ 110 | ↗ 125 |

MET SYN

Jerry

2 | 82442/21/30

3 | 82442/21/87

35W INCL.
1x GY6,35 | max. 35W | 230V 12V | □

| 1500 | ↔ 105 | ↗ 230 |

MET SYN

Tommi

4 | 83244/21/30

5 | 83244/21/34

6 | 83244/21/35

7 | 83244/21/87

20W INCL.
1x G4 | max. 20W | 230V 12V | □

| 1440 | ↔ 117 | ↗ 430 |

MET SYN



Architect

1 | 12830/01/87

1x E27 | max. 60W | 230V | ☐

| 1 900 | ↔ 190 | ↘ 800 |

MET SYN

Architect

2 | 12831/01/30

3 | 12831/01/31

1x E27 | max. 60W | 230V | ☐

| 1 800 | ↔ 185 | ↘ 600 |

MET SYN

Lollipop

4 | 12933/21/30

11W INCL.


1x G23 | max. 11W | 230V | ☐

| 1 800 | ↔ 340 | ↘ 750 |

MET SYN



Desk
168




James

1 | 66612/06/10

 **PHILIPS 14W INCL.**

1x E27 | max. 14W | 230V | 

 | 1100 | ↔ 110 | ↗ 476 |




James

2 | 67653/06/10

 **PHILIPS 14W INCL.**






1x E27 | max. 14W | 230V | 

 | 1320 | ↔ 220 | ↗ 655 |





James

	1 66613/06/10
	PHILIPS 14W INCL. 1x E27 max. 14W 230V 
	1 421 ↔ 172 ↗ 500
	



Desk
170

Flamingo

1 | 929/21/17

35W INCL.


1x GY6,35 | max. 35W | $\frac{230V}{12V}$ | \square

Y | 11370 | \leftrightarrow 225 | \swarrow 600

MEY



3
⏻



1
⏻



2
⏻

Flamingo

1 | 929/21/06

35W INCL.

1x GY 6,35 | max. 35W | 230V-12V | ☐

Y | 1 1370 | ↔ 225 | ↗ 600 |



Flamingo

2 | 1229/21/06

3 | 1229/21/17

35W INCL.

1x GY 6,35 | max. 35W | 230V-12V | ☐

Y | 1 500 | ↔ 150 | ↗ 350 |



